



L2 EV660 Torpedo with Laser

L2 EV660 Code: 50109

www.spoton.com.au



L2 EV660 Torpedo Laser Level

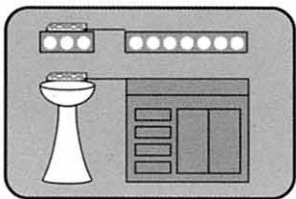
Code: 50109

The premium torpedo level. Three 45min./arc reading acrylic vials at 0°, 45° and 90°, four neodymium rare-earth magnets for extraordinary holding power. Designed in the USA.

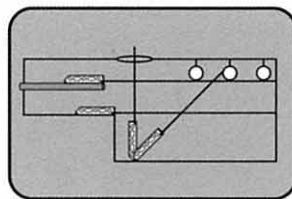
V-Groove system allows the EV600 to sit on pipes up to 25cm. Powder coated body for long life. With an accurate dot laser generator for alignment applications.

Basic Laser Alignment Applications with the L2 EV660

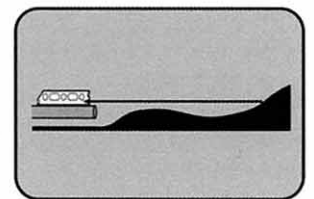
Transfer a point of reference laser 'straight' from any given point



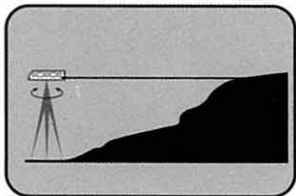
Sight and align fixtures, furniture, shelves and counter tops.



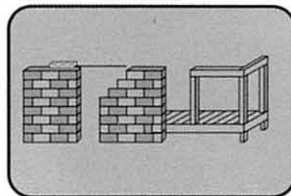
Preset and reference layouts over long distances to ensure precision.



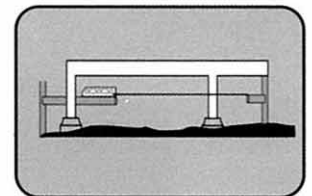
Detect and sight pipe or shaft misalignments.



Use with optional Rotary base for complete 360° layout.



Use on decks, walls etc for alignment reference or levelling.



Use as a sighting tool to check clearance for runs and tie-ins.



Trade Quality Products

*See www.spoton.com.au for terms and conditions of warranty.