

# Powerline

S5BL Red Dot Laser



## INSTRUCTION MANUAL



# SAFETY

Please read this instruction manual before operating this product.

Please store this instruction manual in the carry case for future reference.

## **CAUTION: Class 2 Laser Product**

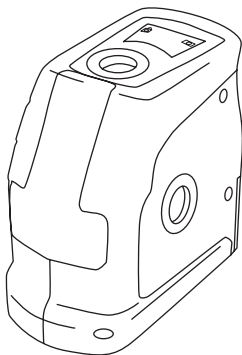
Do not stare directly into the laser beam from apertures.

Do not disassemble the instrument or attempt to perform any internal servicing as this will void your warranty. No user serviceable parts included.

Only approved and authorised service technicians can carry out warranty repairs.

# ITEM CHECKLIST

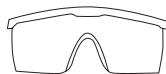
Please ensure the following items are included with your laser.  
If anything is missing please contact your retailer.



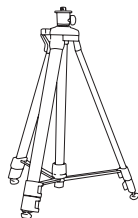
Powerline S5BL



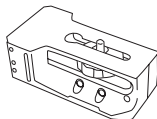
Laser target



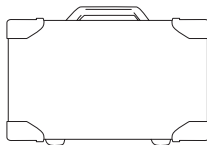
Laser glasses



Indoor tripod



Magnetic base



Carry case



Batteries

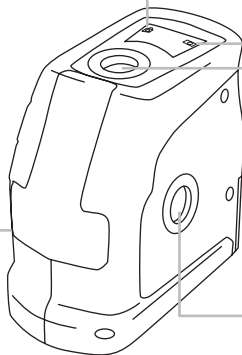
# PRODUCT OVERVIEW

Lock indicator

Battery indicator

Power / locking switch

Dot laser ports (x5)



# USING YOUR LASER

## Power Supply

The S5BL is powered by three AA alkaline batteries.

## Setting Up

- Select a place as close as practical to the work site.  
Ensure the location is clear of traffic.
- Place the laser on a level surface such as a bench or mount.

## Operation

- To turn the unit on turn the *power* switch to “on” position.  
Self levelling will commence and the 5 laser dots will appear.
- If the unit is outside the self levelling range the unit will not level causing the speaker to beep and the laser beam to turn off.

# CARE AND MAINTENANCE

- This is a precision instrument and should always be transported within the carry case provided.
- Always turn the on/off lock to “off” when transporting the unit.
- Whenever possible, store the instrument in a dry, shady location.
- The S5BL should be calibrated every 6 months, if ongoing accurate levelling is required or an impact has occurred.
- The operator should check the S5BL for accuracy before precision levelling is attempted.
- Clean the instrument with a dry, soft cloth after use in dusty, damp or wet conditions before storing.
- Smudges and fingerprints may be removed with a damp tissue or a soft, lint-free cloth.

# WARRANTY

**The Powerline S5BL comes with a 3 year manufacturers warranty.**

Our goods come with guarantees that cannot be excluded under the Australian Consumer Law. You are entitled to a replacement or refund for a major failure and for compensation for any other reasonably foreseeable loss or damage. You are also entitled to have the goods repaired or replaced if the goods fail to be of acceptable quality and the failure does not amount to a major failure.

Separate to the above Australia Consumer Law, *Spot-on* offers a global warranty.



# SERVICE AND SUPPORT

## **30 Day Free Service**

If your laser is out of calibration within the first 30 days of purchase you are entitled to a free calibration adjustment. For more information please contact your retailer or *Spot-on*.

## **Customer Support**

To assist you with any queries or technical questions please contact the customer support line: 1300 658 338

# SPECIFICATIONS

Specifications	Powerline S5BL
Product code	50077
Warranty	3 Years
Accuracy	±2mm at 10m
Range	20m
Levelling range	±4°
Laser class	2 Red
Battery life	10 hours
Battery type	3x AA
Dots	5
IP rating	54
Weight (kg)	0.60
Dimensions (mm)	112x113x63



[www.spoton.com.au](http://www.spoton.com.au)

